




# Planned Removal Status Listing

This report shows asset components with a Planned Removal Date that have been entered through the Asset Component location in the tree, a condition entry in the Integrated Condition Status Report, or a component listed in the Risk Factor Rating Report

The report may be sorted by Status or Location. Clicking  here will Show Items Near End of Life

Planned Removal Status Listing												
Unit	Function	Asset	Component	Percentage Of Life	Status	Priority	Planned Removal Date	Last Updated	Status Notes	Open CE Cases	Open CE Entries	
	Coppabella Open Cut (5920)	Graders	30002 (GR02)-CATERPILLAR	TANDEM DRIVE LEFT	36.96%	Initial Planning	Dec 01, 2018	Jan 31, 2018	Initiate EOL Reviews Initial Planning Angus.Lay @ Jan 31, 2018	2	9	
	Coppabella Open Cut (5920)	Graders	30003 (GR03)-CATERPILLAR 16H	TANDEM DRIVE LEFT	132.33%	Initial Planning	Jun 01, 2018	Jan 31, 2018	Initiate EOL Reviews Initial Planning Angus.Lay @ Jan 31, 2018	1	1	

Click  in the left column to:

- Add Planned Removal Status Entry
- Location Condition Entry Details Page
- Remove From Location
- Locate In Tree

# Locating the Report

**Asset Tree**

- Reliable Manufacturing, Inc.
  - 101 Cooling Tower
    - Tower
      - CLDWELL
        - MOTOR1[1452/5282414005]
        - MOTOR2[56/1-51 17-65842-01-1]
        - MOTOR3[1449/5282414001]

- Location Details
- Condition Entry Reports
- Other Reports
  - Asset Health Report
  - Condition Assessment Severity Over Time
  - Condition Risk Factor Rating Report
  - Items Near End Of Life Limit
  - Last Two Condition Assessments
  - Planned Removal Status Listing
  - Process Parameter Routes
  - Process Parameters Currently Out of Bounds
  - Process Parameters Out Of Bounds History Report
  - Select Locations for Condition Assessment Task
  - Task Items Not Measured In Date Range
  - Work Planners Report

**Services**

- All Faults Summary
- Asset Health Report
- Condition Assessment Task Metrics
- Condition Comments
- Condition Entries by Date Range
- Condition Entry Cost Tracking
- Condition Risk Factor Rating Report
- Condition Summary for Export
- Condition Summary for Export - No Faults
- Database Condition Assessment Metrics
- Database Condition Assessment Metrics By Task
- Green Comments
- Locations Not Measured
- Mean Time Between Failure
- Open Condition Entries With Work Orders Assigned
- Open Condition Entries Without Work Orders Assigned
- Primary Failure Summary
- Tango Browser Sanity Check
- Work Planners Report
- Plant Level Reports
- Process Parameters
- Condition Assessment Services

**Available From Asset Tree Menu Under:**

<input checked="" type="checkbox"/> <b>Plant</b>	<input checked="" type="checkbox"/> <b>Process Parameters</b>
<input checked="" type="checkbox"/> <b>Unit</b>	<input checked="" type="checkbox"/> <b>Condition Assessment Services</b>
<input checked="" type="checkbox"/> <b>Function</b>	
<input checked="" type="checkbox"/> <b>Asset</b>	
<input checked="" type="checkbox"/> <b>Component</b>	
<input checked="" type="checkbox"/> <b>Services</b>	