



# Condition Case Details


Condition Case Details

User: John Reliable, Date: Jan 24, 2019, Time: 10:10:42

Location: 104 Hotline >> Cranes >> 7120019 >>  
 NBRIDGE  1


Location Risk Ranking: 6 of 16  
 Equipment: 1919

3 

 2

File Description	Type
<a href="#">NBridge Crane</a>	Asset Component Diagram

**This report provides details for all open and closed Condition Entries on an asset component, including access to Linked Documents, and Lifespan Charts.**

1. Component details
2. Asset Component linked documents
3. Click  for photo viewing options

4. This section shows case Severity, Risk Ranking, and entry details

5. In addition to Recommendations and Comments, this section allows you to automatically submit condition entry data to your CMMS, or manually assign a Work Order Request or Work Order Code for the Condition Entry

▼ Lifespan Chart

Show Closed Entries  4

	Actions	Severity	Case Risk Ranking	Entered On	Technology	Faults	Entered By	Case ID
▲	⚡	1	3 of 10	Aug 01, 2016	Visual Inspection	<ul style="list-style-type: none"> <li>Cracked/broken component</li> <li>Looseness - stationary component</li> </ul>	Mike Manager	30

Details

Recommendations

Comments

Work Order Request

Work Order Number

Status

Comment

Replace bumper at this weekend outage bumper problems - cracked rubber, loose mounting bolts

Assign CMMS

Assign CMMS



5


+

Linked Documents

# Condition Entry Linked Documents

Linked Documents


▲  Condition Entry Linked Documents



6

File Description	Type
Worn & loose bumper	Mechanical Inspection

Status

Checkoff Status
7
Checkoff

6. Linked Documents related to Condition Entry are found here. Again, you may click  photo viewing options
  
7. Lastly, you may check off the Condition Entry (or see details if it has already been checked off)

# Locating the Report

**Asset Tree**

- Reliable Manufacturing, Inc.
  - 101 Cooling Tower
    - Tower
      - CLDWELL
        - MOTOR1[1452/5282414005]
        - MOTOR2[56/1-5117-65842-01-1]
        - MOTOR3[1449/5282414001]

- Location Details
- Condition Entry Reports
  - Condition Case Details
  - Location History
- Location Actions
  - Add Planned Removal Status Entry
- Condition Management Actions
- Equipment Actions
- Equipment Reports
  - Equipment History
- Other Reports
  - Add Root Cause Entry
  - Condition Assessment History Report
  - Condition Assessment Severity Over Time
  - Equipment Traveler
  - Last Two Condition Assessments
  - Task Items Not Measured In Date Range

**Services**

- All Faults Summary
- Asset Health Report
- Condition Assessment Task Metrics
- Condition Comments
- Condition Entries by Date Range
- Condition Entry Cost Tracking
- Condition Risk Factor Rating Report
- Condition Summary for Export
- Condition Summary for Export - No Faults
- Database Condition Assessment Metrics
- Database Condition Assessment Metrics By Task
- Green Comments
- Locations Not Measured
- Mean Time Between Failure
- Open Condition Entries With Work Orders Assigned
- Open Condition Entries Without Work Orders Assigned
- Primary Failure Summary
- Tango Browser Sanity Check
- Work Planners Report
- Plant Level Reports
- Process Parameters
- Condition Assessment Services

**Available From Asset Tree Menu Under:**

<input checked="" type="checkbox"/> Plant	<input checked="" type="checkbox"/> Process Parameters
<input checked="" type="checkbox"/> Unit	<input checked="" type="checkbox"/> Condition Assessment Services
<input checked="" type="checkbox"/> Function	
<input checked="" type="checkbox"/> Asset	
<input checked="" type="checkbox"/> Component	
<input checked="" type="checkbox"/> Services	