



Items Near End of Life Limit

Each item is listed with its Percentage of Life, Planned Removal Date, and SAP Functional Location






Filters may be applied to any column

Clicking  in the first column provides a menu to:

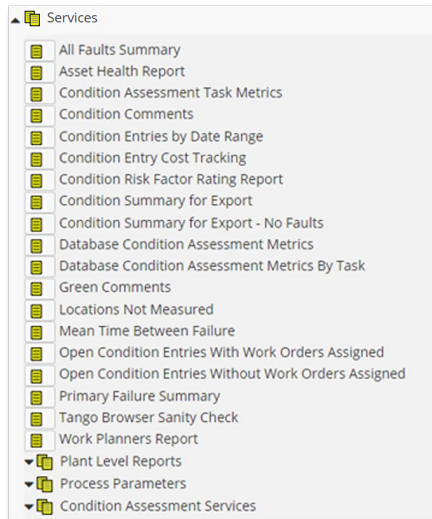
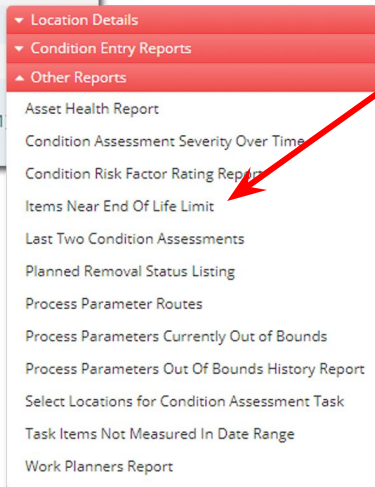
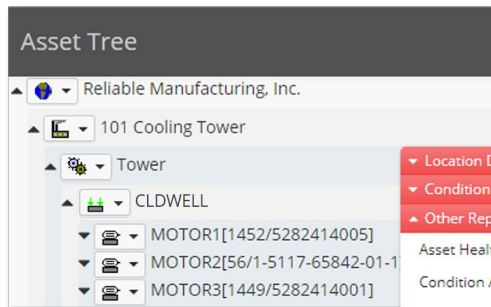
- [Add Planned Removal Status Entry](#)
- [View Location Condition Entry Details Page](#)
- [View Location in Tree](#)

Clicking  at the top right allows you to view [Planned Removal Status Listings](#)

This report lists asset components beyond a designated percentage of life, based on budgeted hours and current hours for a location.

Items Near End of Life Limit							
Coppabella Open Cut (5920) » Excavators » 10202 (EX02)-HITACHI EX2500-5							
	Unit	Function	Asset	Component	Percentage Of Life	Planned Removal Date	SAP FLOC
					>80%		
	Coppabella Open Cut	Excavators	10202 (EX02)-HITACHI EX2500-5	FINAL DRIVE LEFT	81.34%		5920-10202-PWDR-FNLDRVLT
	Coppabella Open Cut (5920)	Excavators	10202 (EX02)-HITACHI EX2500-5	SWING TRANSMISSION REAR	81.34%		5920-10202-PWDR-SWNGTNRE
	Coppabella Open Cut (5920)	Excavators	10202 (EX02)-HITACHI EX2500-5	SWING TRANSMISSION FRONT	81.34%		5920-10202-PWDR-SWNGTNFT
	Coppabella Open Cut (5920)	Excavators	10202 (EX02)-HITACHI EX2500-5	HYDRAULIC SYSTEM	88.25%		5920-10202-HYDR-HYDSYSSG

Locating the Report



Available From Asset Tree Menu Under:

<input checked="" type="checkbox"/> Plant	<input checked="" type="checkbox"/> Process Parameters
<input checked="" type="checkbox"/> Unit	<input checked="" type="checkbox"/> Condition Assessment Services
<input checked="" type="checkbox"/> Function	
<input checked="" type="checkbox"/> Asset	
<input checked="" type="checkbox"/> Component	
<input checked="" type="checkbox"/> Services	